


INVESTMENT OBJECTIVE

The Green Ash SICAV - Centre American Select Equity Fund seeks long-term growth of capital through exposure to equity securities of large capitalization U.S. companies with performance emphasis placed on upside/downside capture. The Fund uses a bottom-up fundamental stock selection process driven by Economic Value Added (EVA) investment philosophy. ESG considerations form an integral part of the investment process, and the fund is designated an Article 8 fund under the EU's Sustainable Finance Disclosure Regulation (SFDR).

PROFESSIONAL INVESTORS ONLY

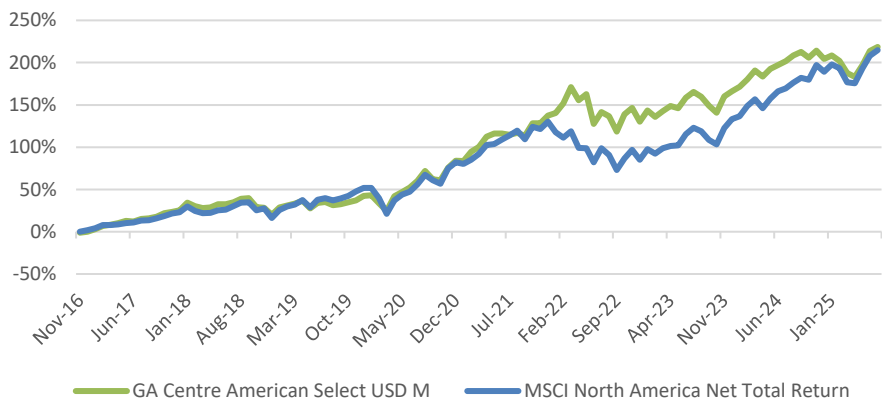
KEY INFORMATION

SUMMARY

Fund Name	Centre American Select Fund- a Subfund of Green Ash SICAV
Portfolio Manager	James Abate, MBA, CPA, CFA 
Fund Launch Date	21 st November 2016
Fund Type	UCITS
Fund Domicile	Luxembourg
Liquidity	Daily
Fees	0.75% p.a.
Fund Size	\$28MM
Strategy Size	\$328MM
Share Classes	USD, GBP, EUR (Acc.)
Min Investment	Institutional: 500,000 Regular: 1,000
Investment Manager	Green Ash Partners LLP
Sub-Investment Manager	Horizon Investments, LLC (James Abate, Head of Fundamental Strategies)

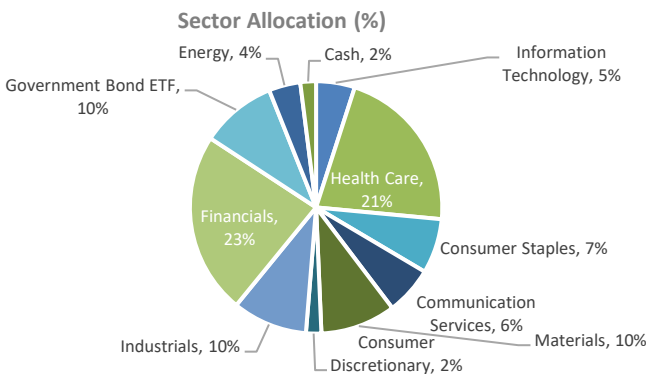
- The American Select Equity Fund's USD M share class increased +1.54% in July, versus +2.18% for the MSCI North America Net Total Return Index.
- The fund invests in large capitalization North American companies with pragmatic, varying emphasis between Blue-Chip Quality and Cyclical Restructuring stocks.
- Our Unique Economic Value Added (EVA) based investment process seeks to: clearly understand corporate capital allocations, identify rates of return on capital allocations that exceed or fall short of costs of capital, leverages proprietary risk premium analysis, and provides transparency of process.
- Offering a combined approach of security selection analysis with portfolio construction.

PERFORMANCE¹



GREEN ASH CENTRE AMERICAN SELECT EQUITY FUND PERFORMANCE¹

Fund Performance	1 Month	3 Months	YTD	3yr Ann	5yr Ann	ITD Ann
Green Ash Centre American Select Equity Fund (USD M)	1.54%	12.50%	4.69%	9.68%	14.74%	14.25%
MSCI North America Net Total Return (NDDUNA)	2.18%	14.18%	8.81%	16.57%	15.08%	14.09%



Top 10 Positions

USD Treasury Bond 20y+ ETF	9.7%
Paramount Global	3.3%
Dollar Tree	3.0%
Generac Holdings	3.0%
Verizon Communications	2.9%
General Dynamics	2.8%
Northern Trust	2.8%
Advanced Micro Devices	2.8%
Medtronic	2.8%
Regions Financial	2.7%

Number of positions 39

¹ The Green Ash Centre American Select Fund was formerly known as the Sanlam Centre American Select Fund, and by way of merger on 25-Jun-24 the previous track record was formally adopted by the Green Ash Centre American Select Fund. Original inception date for the Sanlam Centre American Select Fund was 21-Nov-2016. Share class used for track record is USD M (ISIN: LU2729162177)

AVERAGE ESG RATING



ESG ratings are derived from MSCI ESG rating methodology. Scores are weighted 25% to Environmental, 44% to Social, and 31% to Governance. No longer includes adjustment for positive ratings trajectory.

SERVICE PROVIDERS

Auditor	PricewaterhouseCoopers (PwC)
Custodian	UBS (Lux)
Administrator	UBS Fund Services (Lux)
Paying Agent	UBS AG
Legal Representative	UBS AG
Management Company	MultiConcept Fund Management S.A (Luxembourg)

FUND UPDATE AND OUTLOOK

The "just owning the market" period since 2023, when broad and index-driven investing worked best, is largely over in our opinion. The current period of increased volatility and market disruptions from rapid fire changes in trade policy we expect will lead to changing market leadership and periods of high dispersion of returns, benefitting truly active management with the regional banks and other early cycle industries, in particular, at key positive inflection points.

After the most recent market rebound following the on, off, on again tariff announcements by President Trump, the US stock market's Future Growth Reliance, a measure which we rely upon to quantify the portion of the overall stock market value that is dependent on future growth, is at levels last seen in 2009 and 2002; elevated levels associated with the economy in the depths of recession and inflecting higher. Furthermore, the equity risk premium, i.e., the extra return that investors demand to compensate for the additional risk of investing in stocks compared to risk-free assets, is at a level that, based on history, does not justify the expected rewards of investment in systematic risk and, hence, we are utilizing the Treasury Bond 20y+ ETF as a substitute for cash holdings in the Fund. During the month we also re-implemented a protective put tail option hedge on the underlying equity portfolio holdings.

In the Fund, we have emphasized more idiosyncratic risk-oriented companies that are less influenced by a pervasive market effect and have historically demonstrated defensiveness during economic and financial market stress, as they produce and sell goods that are considered essential, particularly in the Health Care sector, with a particular emphasis on cash flow stability and dividend yield. Barbelled against this and within cyclical or economically-sensitive segments, the Fund maintains limited exposure and focused on special situation stocks in the Industrials and Materials sectors and has used the recent

market sell-off to establish positions in several of the domestically focused regional banking companies. Barring the onset of a deep recession, we view the regional banks as having the best asymmetrical opportunity in the market and see them being prime beneficiaries of increased US onshoring and movement of supply chains to domestic manufacturers, normalization of the yield curve, as well as the relaxation of certain capital requirements. In addition, Treasury note pricing infers that the Federal Reserve is likely reduce interest rates by at least 50bps over the next few FOMC meetings. The source of funds has been from Consumer Staples, given their recent disappointment by failing to demonstrate defensive attributes, as well as the Magnificent 7 stocks.

The Fund's portfolio is designed to be relatively defensive with companies that have high barriers to entry and will benefit from a renewed emphasis on "Main Street" in terms of governmental policy in the US. We continue to believe that our valuation-sensitive, bottom-up focus, which allows flexibility and pragmatism to search for the best opportunities within the universe of large-capitalization equity securities and tilting towards industries and sectors where we see the most opportunity, is most consistent with financial theory, empirical evidence, and the current environment.

We anticipate a terrific opportunity for true active management and a potential market leadership pivotal moment away from the Magnificent 7 as the year progresses and continue to see the year ahead as challenging for passive large-capitalization investments as valuation pressures offset earnings growth that, itself, may disappoint. We expect the underlying cyclicality of the Mag 7 to become apparent and believe that a large portion of the capital investment in large language models (LLMs) will prove to have been excessive and mis-allocated.

GREEN ASH CENTRE AMERICAN SELECT EQUITY FUND PERFORMANCE BY SHARE CLASS

ISIN	Share Class	Jan-25	Feb-25	Mar-25	Apr-25	May-25	Jun-25	Jul-25	Aug-25	Sep-25	Oct-25	Nov-25	Dec-25	YTD
LU2729162334	Green Ash Centre American Select Fund USD F	1.33%	-2.15%	-4.75%	-1.70%	4.84%	5.55%	1.47%						4.23%
LU2729162250	Green Ash Centre American Select Fund GBP F H	1.38%	-2.12%	-4.71%	-1.90%	4.90%	5.50%	1.40%						4.11%
LU2729162763	Green Ash Centre American Select Fund USD I	1.30%	-2.17%	-4.77%	-1.72%	4.82%	5.53%	1.45%						4.10%
LU2729162920	Green Ash Centre American Select Fund EUR I	1.17%	-2.30%	-4.91%	-1.96%	4.76%	5.27%	1.12%						2.76%
LU2729162177	Green Ash Centre American Select Fund USD M	1.39%	-2.10%	-4.68%	-1.64%	4.90%	5.62%	1.54%						4.69%
LU2729163142	Green Ash Centre American Select Fund USD R	1.26%	-2.21%	-4.81%	-1.76%	4.77%	5.48%	1.41%						3.79%
LU2729161872	Green Ash Centre American Select Fund EUR R	1.13%	-2.34%	-4.95%	-1.97%	4.71%	5.22%	2.36%						3.78%



Private and Confidential - This material is provided for information purposes only and is only intended for persons who would be categorised as professional clients or eligible counterparties.
11 Albemarle Street, London W1S 4HH Tel: 020 3170 7420 Fax: 020 3170 7426 E-mail: info@greenash-partners.com Web: www.greenash-partners.com



LEGAL DISCLOSURES

FOR EU INVESTORS

The information contained in this document is issued by Green Ash Partners LLP (hereinafter "Green Ash"), at 11 Albemarle Street, Mayfair, London, W1S 4HH who is authorised and regulated by the Financial Conduct Authority: Firm Reference Number (FRN) – 500315. This disclaimer is not intended to exclude or restrict any liability under the rules of the Financial Conduct Authority ("the FCA Rules") or FSMA.

This presentation reflects the opinion of Green Ash as of the date of issue. This document is not intended for distribution, publication, or use in any jurisdiction where such distribution, publication, or use would be unlawful, nor is it directed to any person or entity to which it would be unlawful to direct such a document. This presentation is for information purposes only and does not constitute an offer or a recommendation to purchase or sell any security. It does not constitute investment research or a research recommendation and is not intended for distribution to the public or a large number of persons. The opinions herein do not take into account individual clients' circumstances, objectives, or needs. Before entering into any transaction, each client is urged to consider the suitability of the transaction to his particular circumstances and to independently review, with professional advisors as necessary, the specific risks incurred, in particular at the financial, regulatory, and tax levels.

All examples of financial strategies/investments set out in this document are for illustrative purposes only and do not represent future performance. The information and analysis contained herein have been based on sources believed to be reliable. However, Green Ash does not guarantee their timeliness, accuracy, or completeness, nor does it accept any liability for any loss or damage resulting from their use. All information and opinions as well as the prices indicated are subject to change without notice. Past performance is no guarantee of current or future returns and you may consequently get back less than he invested. From time to time the partners of Green Ash Partners LLP may enter into personal transactions in the securities and strategies discussed in this presentation. The firm has a personal account dealing policy that manages such conflicts and ensures the fair treatment of its clients.

This document may not be reproduced (in whole or in part), transmitted, modified, or used for any public or commercial purpose without the prior written permission of Green Ash.

FOR SWISS INVESTORS

This document is issued by Green Ash Partners LLP. This document is exclusively intended for qualified investors within the meaning of article 10 paragraph 3, 3bis, 3ter and 4 of the Swiss Collective Investment Schemes Act ("CISA"). The information and data presented in this document are not to be considered as an offer or solicitation to buy, sell or subscribe to any securities or financial instruments. Information, opinions and estimates expressed in this document reflect a judgment at its original date of publication and are subject to change without notice. Green Ash Partners LLP has not taken any steps to ensure that the securities referred to in this document are suitable for any particular investor and this document is not to be relied upon in substitution for the exercise of independent judgment. Tax treatment depends on the individual circumstances of each investor and may be subject to change in the future. You should obtain specific professional advice before making any investment decision. The value and income of any of the securities or financial instruments mentioned in this document can fall as well as rise and, as a consequence, investors may receive back less than originally invested. Risk factors are not intended to be reproduced in full in this document. Past performance is no guarantee nor a reliable indicator of future results. This material is not intended to be a substitute to the full, legal documentation and to any information which investors must obtain from their financial intermediaries acting in relation to their investment in the funds mentioned in this document. Please note that none of the management company, the registrar and transfer agent, the central administration or the custodian of the relevant fund has independently verified any information contained herein and no party makes any representation or warranty as to the accuracy, completeness, or reliability of such information. Further information about Woodman SICAV - Green Ash Global High Yield Fund, its prospectus, its KIIDs and its latest annual and semi-annual report may be obtained free of charge, in English language, from MultiConcept Fund Management S.A., Luxembourg, the CH Legal Representative, Credit Suisse Funds AG, the appointed distributors or online at www.greenash-partners.com and www.credit-suisse.com/ Multiconcept.

